

Product availability: Stock - Normally stocked in distribution facility

Price*: 141.00 USD



Main

Range of product	Harmony Analog
Product or component type	Voltage/Current converter
Analogue input type	Current 0...20 mA Current 4...20 mA Voltage +/- 10 V DC Voltage 0...10 V DC
Analogue output type	Current 0...20 mA <= 500 Ohm switchable Current 4...20 mA <= 500 Ohm switchable Voltage +/- 10 V >= 100 kOhm switchable Voltage 0...10 V >= 100 kOhm switchable

Complementary

Protection type	Reverse polarity protection on output Short-circuit protection on output Overvoltage protection on output (+/- 30 V)
Analogue output voltage	11...15 V - 10...10 V no input or input wire broken voltage 11...15 V 0...10 V no input or input wire broken voltage -15...0 V 0...20 mA no input or input wire broken current -15...0 V 4...20 mA no input or input wire broken current
Analogue output current	22...30 MA 0...20 mA no input or input wire broken voltage 22...30 MA 4...20 mA no input or input wire broken voltage -30...0 MA 0...20 mA no input or input wire broken current 4...30 MA 4...20 mA no input or input wire broken current
[Us] rated supply voltage	24 V DC +/- 20 %, isolated
Current consumption	<= 70 mA voltage output <= 90 mA current output
Local signalling	For power ON LED (green)
Measurement error	+/- 10 % of full scale 20 °C electromagnetic interference of 10 V/m) +/- 1 % of full scale 20 °C
Repeat accuracy	+/- 0.2 % full scale 20 °C +/- 0.6 % full scale 60 °C
Temperature coefficient	200 ppm/°C
Clamping connection capacity	2 x 1.5 mm ² 1 x 2.5 mm ²

Tightening torque	5.31...9.74 Lbf.In (0.6...1.1 N.m)
Marking	CE
Surge withstand	0.5 KV 1.2/50 µs IEC 61000-4-5
[Ui] rated insulation voltage	2 KV
Fixing mode	By screws mounting plate) Clip-on 35 mm symmetrical DIN rail)
Safety reliability data	B10d = 20000 MTTFd = 21.6 years
Net weight	0.26 Lb(US) (0.12 kg)

Environment

Standards	IEC 60947-1 IEC 60584-1
Product certifications	UL GL CSA
IP degree of protection	IP20 terminal block) IP50 housing)
Fire resistance	1562 °F (850 °C) IEC 60695-2-1 1562 °F (850 °C) UL
Shock resistance	50 gn 11 ms IEC 60068-2-27
Vibration resistance	5 gn 10...100 Hz)IEC 60068-2-6
Resistance to electrostatic discharge	6 KV in contact)IEC 61000-4-2 level 3 8 KV in air)IEC 61000-4-2 level 3
Resistance to fast transients	1 KV IEC 61000-4-4 on input-output) 2 KV IEC 61000-4-4 on power supply)
Disturbance radiated/conducted	CISPR 22 group 1 - class B CISPR 11
Ambient air temperature for storage	-40...185 °F (-40...85 °C)
Ambient air temperature for operation	32...122 °F (0...50 °C) mounting side by side 32...140 °F (0...60 °C) 2 cm spacing
Pollution degree	2 IEC 60664-1

Ordering and shipping details

Category	22375 - INTERFACE MODULE(ABA,R,S)
Discount Schedule	CP2
GTIN	03389110108897
Nbr. of units in pkg.	1
Package weight(Lbs)	4.20 Oz (119 g)
Returnability	Yes
Country of origin	ID

Packing Units

Unit Type of Package 1	PCE
Package 1 Height	1.06 In (2.7 cm)
Package 1 width	3.23 In (8.2 cm)
Package 1 Length	3.35 In (8.5 cm)

Offer Sustainability

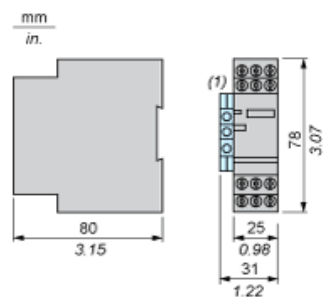
Sustainable offer status	Green Premium product
California proposition 65	WARNING: This product can expose you to chemicals including: Nickel compounds, which is known to the State of California to cause cancer, and Di-isodecyl phthalate (DIDP), which is known to the State of California to cause birth defects or other reproductive harm. For more information go to www.P65Warnings.ca.gov
REACH Regulation	REACH Declaration
EU RoHS Directive	Pro-active compliance (Product out of EU RoHS legal scope) EU RoHS Declaration
Mercury free	Yes
RoHS exemption information	Yes
China RoHS Regulation	China RoHS Declaration
Environmental Disclosure	Product Environmental Profile
Circularity Profile	End Of Life Information
WEEE	The product must be disposed on European Union markets following specific waste collection and never end up in rubbish bins.

Contractual warranty

Warranty	18 months
----------	-----------

Analog Interface (Converter)

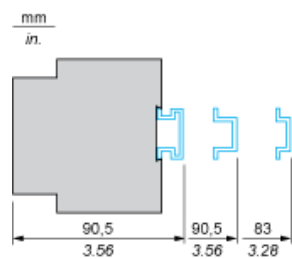
Dimensions



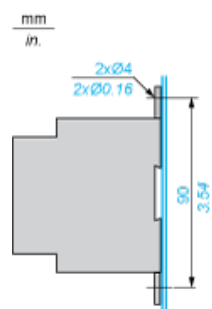
(1) Terminal block AB1TP435U or AB1RRNTP435U2

Mounting

Mounting on Rails AM1.....

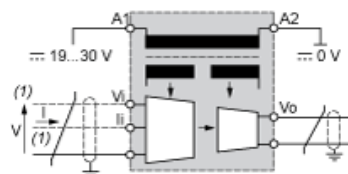


Panel Mounting



Analog Interface: Voltage/Current Converter

Wiring Diagram



(1) Use 1 input only.

The input, output and power supply lines must be kept away from the power cables to avoid effects due to induced interference.

The input and output cables must be shielded as indicated in the schemes and must be kept away from each other.

Product Life Status :	Commercialised
-----------------------	----------------